

Stable Weight loss in Banded Bypass and Banded Sleeve

MiniMizer Ring

MiniMIZER
RING



The difference makes it happen.

MiniMizer Ring



Placement

- 4-6 cm below the gastro-esophageal-junction
- or 2 cm above the anastomosis


The MiniMizer Ring is radiopaque

- needle and ring are well visible under X-ray
- simple placement and closing
- two loops for fixation after placement
- can be reopened and closed in different diameter



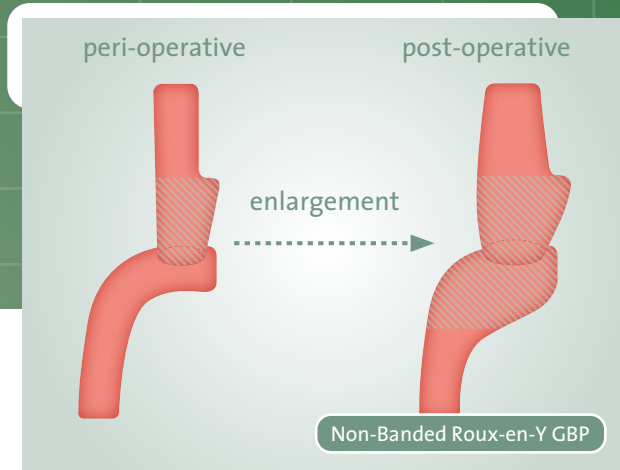
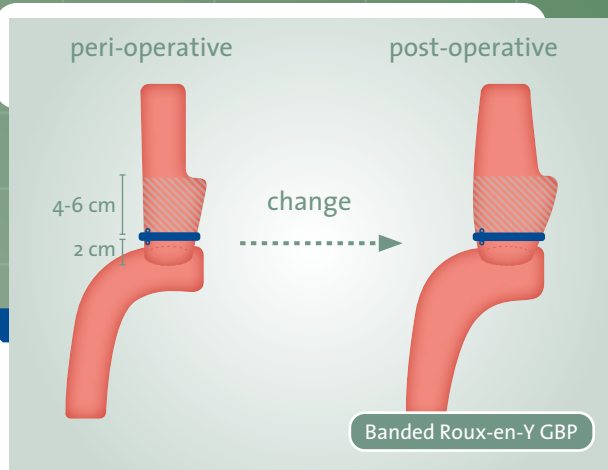


*Mini*MIZER
RING



Why Banded Bypass and Banded Sleeve?

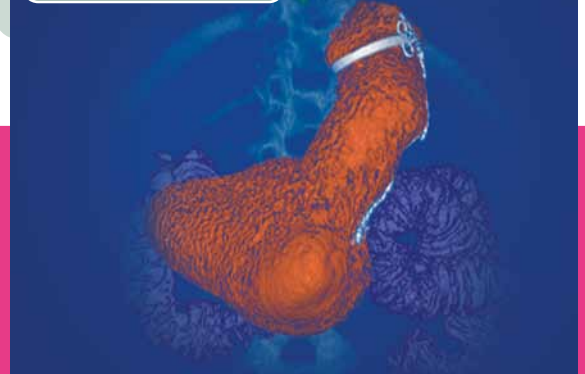
- protection against pouch dilatation
- protects the anastomosis and the jejunum against overstretching
- minimizes dumping syndrome
- stabilizes long term weight loss



Banded Bypass with Ring



Banded Sleeve with Ring



1



2



3



4



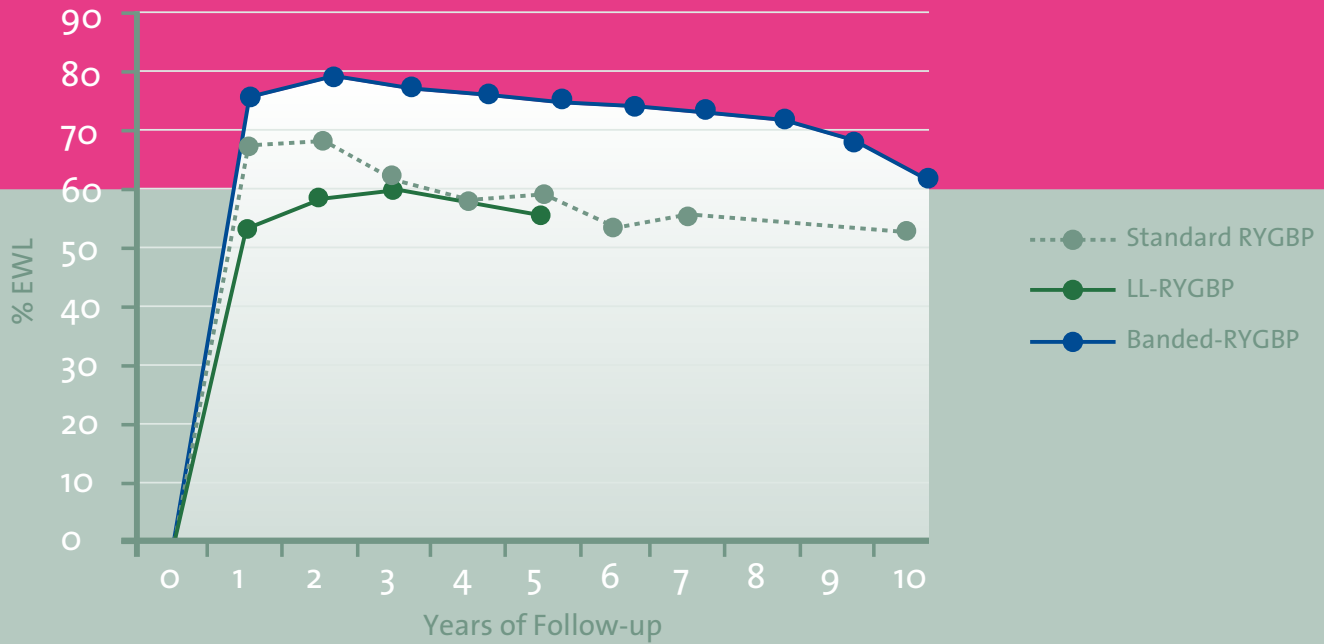
Closing positions from the largest to the smallest ring size:

1 size 1 approx. 8.0 cm length,
approx. 26mm internal diameter

2 size 2 approx. 7.5 cm length,
approx. 24mm internal diameter

3 size 3 approx. 7.0 cm length,
approx. 22mm internal diameter

4 size 4 approx. 6.5 cm length,
approx. 20mm internal diameter



%EWL for standard RYGBP and its two hybrid forms of LL-RYGBP and Banded RYGBP (* P<0.05).

Obrien PE, McPhail T, Chaston TB et al. Systematic review of medium-term weight loss after bariatric operations. *Obes Surg* 2006;16:1032-40

